

## 390W/400W/410W/415W

Cortex™ series of solar modules by Omnis Power are very powerful which provide the world-class performance. The Cells and raw materials structure design ensures the maximized of sunlight and enhances the reliability. Cortex™ includes the most leading technologies of solar cells like PERC ,N type, Multiple busbar, and bifacial. After years of effort, Cortex is able to increase customer's value beyond the efficiency, the performance and durability under real conditions makes our customers succeed no matter in residential or commercial applications.



## Highlight



### Higher Efficiency

The leading high efficiency of solar cells ensures the high output power which making it more sufficient in limited space.



### Lower Power Degradation

Ensured PID resistance through cell process and module material control to help harvest more. Cortex is guaranteed ONLY 0.5% annual power degradation in 30 years.



### Warranty Extended Up To 30 Years

Cortex provide 30 years warranty of product materials and workmanship which is leading the whole industry.



### Durability In Extreme Conditions

Cortex is passed the test by salt mist, ammonia and mechanical loads up to 5400pa positive.

## About Omnis Power

In the year of 2010, Omnis power was created by a group of passionate people in U.S who are dedicating into renewable energies. Since more than 10 Years, Omnis Power has grown to become one of the most innovative and dependable solar product and solution provider. Omnis Power, with an annual capacity of 3 GW, offers sustainability and brings the future to both commercial and residential applications worldwide with top-of-the-line solar products, solutions, and services. Being an qualified PV company means operating in a way that reflects our values and mission to provide our partners with the innovation and quality they deserve. Omnis Power is committed to upholding the standards and responsibility that made us one of the best.

### ELECTRICAL DATA(STC)

Part Number	OP390M54-P3-BF	OP400M54-P3-BF	OP410M54-P3-BF	OP415M54-P3-BF
Peak Power Watts- $P_{MAX}(Wp)^*$	390	400	410	415
Power Output Tolerance	0~5W			
Open Circuit Voltage- $V_{oc}(V)$	36.54	36.94	37.34	37.9
Short Circuit Current- $I_{sc}(A)$	13.5	13.6	13.7	13.72
Maximum Power Voltage- $V_{MPP}(V)$	30.42	30.82	31.22	32
Maximum Power Current- $I_{MPP}(A)$	12.82	12.94	13.06	12.97
Panel Efficiency (%)	19.95	20.46	20.97	21.22

STC :Irradiance 1000w/m<sup>2</sup>,Cell Temperature 25 °C \*Power Binning:+/-5W Air Mass AM1.5

### ELECTRICAL DATA(NOCT)

MaximunPower- $P_{MAX}(Wp)$	287	295	302	314
Open Circuit Voltage- $V_{oc}(V)$	28.38	28.78	29.18	29.6
Short Circuit Current- $I_{sc}(A)$	10.11	10.25	10.35	10.61
Maximun Power Voltage- $V_{MPP}(V)$	34.09	34.49	34.89	35.25
Maximum Power Current- $I_{MPP}(A)$	10.6	10.7	10.8	11.23

NOCT:Irradiance at 800W/m<sup>2</sup>,Ambient Temperature 20°C,Wind Speed 1m/s

### MECHANICAL DATA

Panel Dimension(H/W/O)	1724 x 1134 x 28 mm
Weight	18.5kg
Cell Type	Monocrystalline PERC
Cell Size	182x91 mm
Cell Number	108
Glass Type	Tempered, Anti-reflection Coation
Glass Thickness	2.0 mm + 2.0 mm
Encapsulant Type	POE
Frame Type	Anodized Aluminium Alloy,Silver or Black
Junction Box Diodes	3
Junction Box Protection Class	IP68
Connector Type	MC4 or MC 4 Compitable
Cable	1x4mm <sup>2</sup> ,(+) : 1100mm , (-) : 1100mm or Customized Length

### TEMPERATURE RATINGS

NOCT(Nominal Operating Cell Temperature)	41°C (±3°C)
Temperature Coefficient of $P_{MAX}$	-0.34%/°C
Temperature Coefficient of $V_{oc}$	-0.25%/°C
Temperature Coefficient of $I_{sc}$	-0.04%/°C

(Do not connect Fuse in Combiner Box with two or more strings in parallel connection)

### WARRANTY

30 years Product Workmanship Warranty
30 years Output Power Warranty


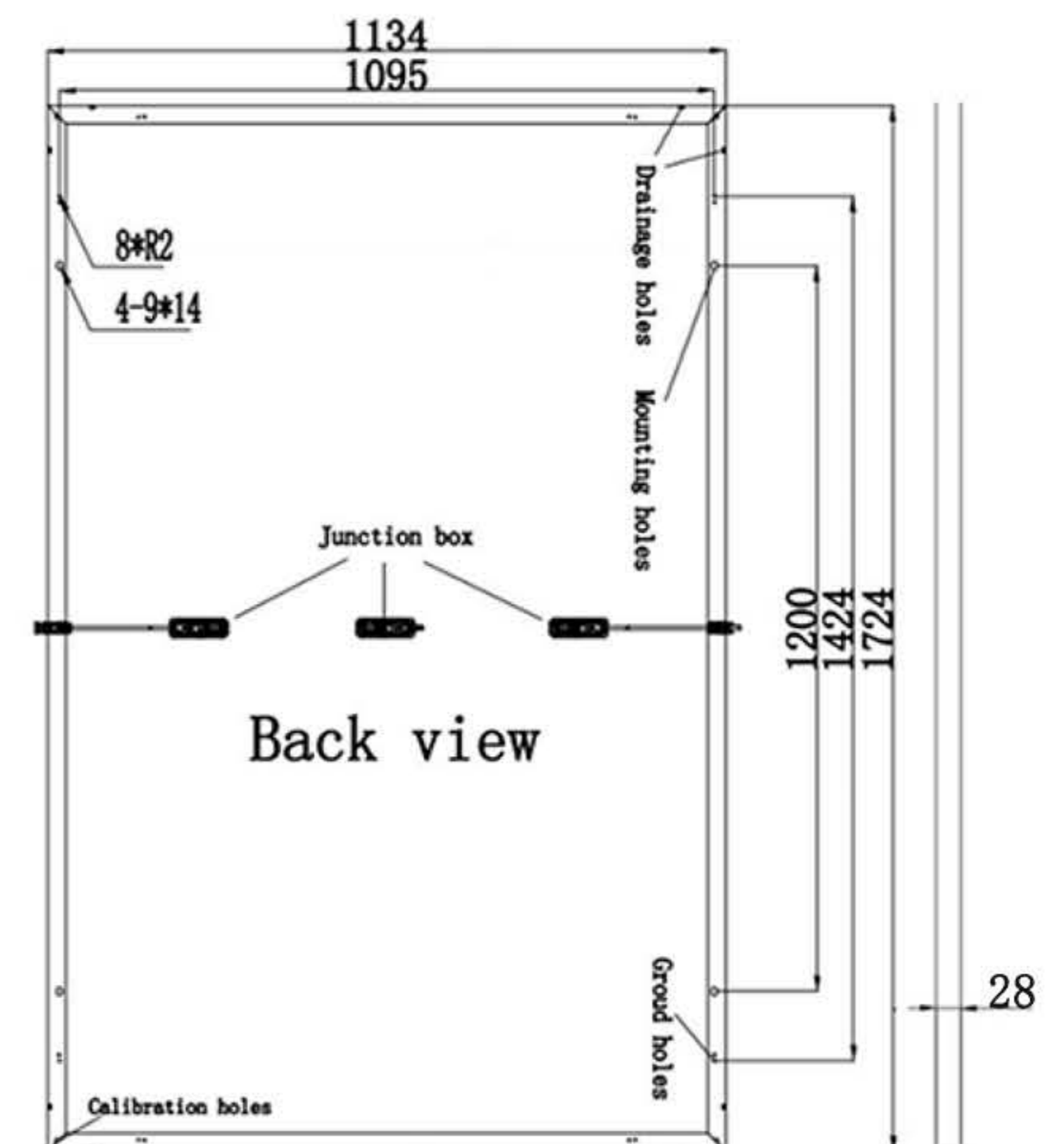
### MAXIMUM RATINGS

Operational Temperature	-40~±85 °C
Rear Side Load	2400pa
Front Side Load	5400pa
Max Series Fuse Rating	25A
Max System Voltage	1500V (IEC)

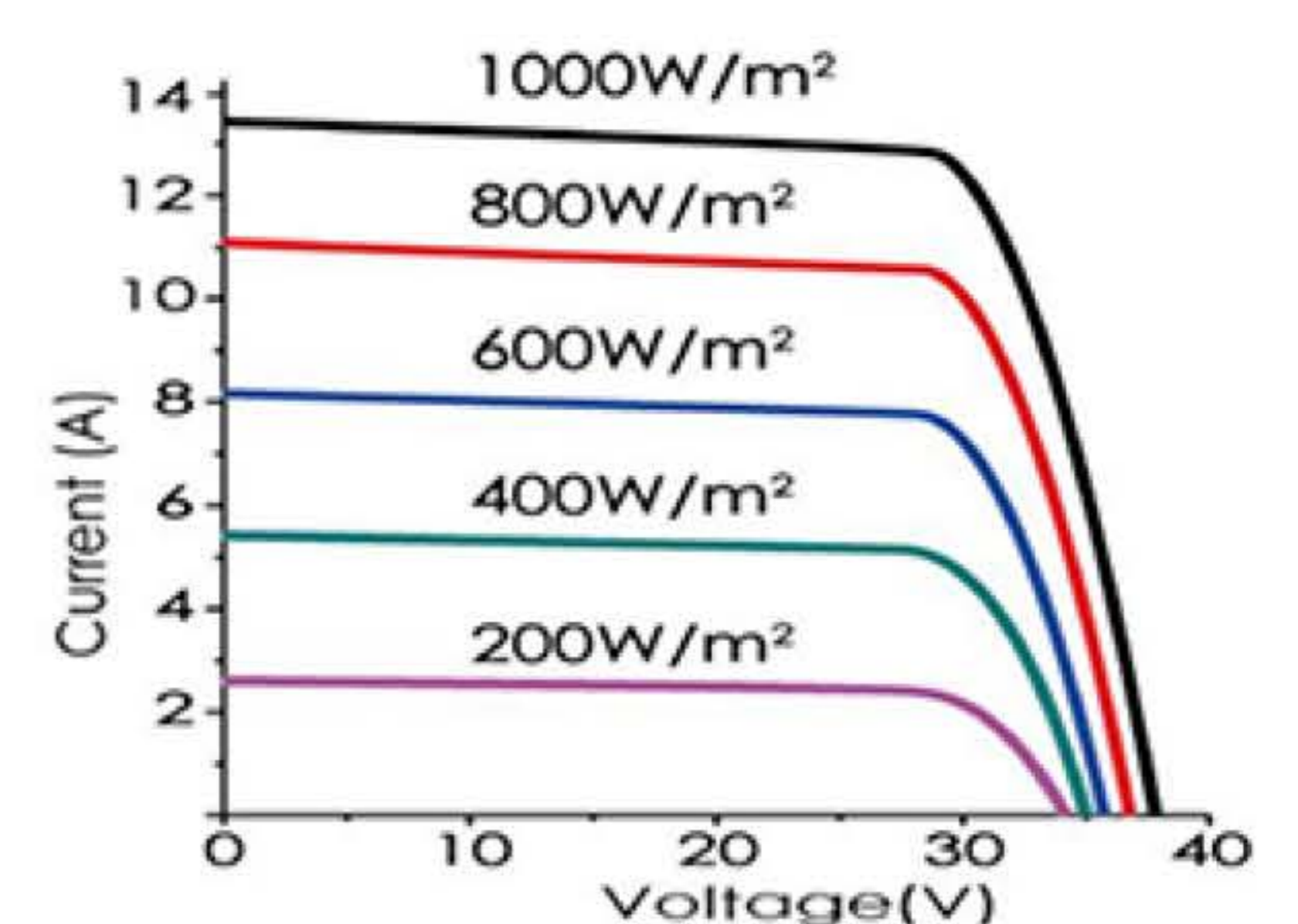
### PACKAGING CONFIGURATION

Modules per box:39 pieces
Modules per 40'container:1014pieces

### DIMENSIONS OF PV MODULE(mm)



### I-V CURVES OF PV MODULE



### P-V CURVES OF PV MODULE

